

















# Standby Power Manual Transfer Interlock Kits and Applications

	<b>ECSBPK01</b> For use on load centers or meter combinations that will accept 2-pole circuit breakers opposite one another as shown.	
	<b>ECSBPK02</b> For use on load centers or meter combinations that will accept 2 or 4-pole next to a 2-pole circuit breaker side by side as shown.	
	<b>ECSBPK03</b> For use on Ultimate™ and Rock Solid load centers 150 amp and higher to connect the main breaker to a 2-pole circuit breaker.	
	<b>ECSBPK04</b> For use on Ultimate and Rock Solid load centers 125 amp and lower to connect the main breaker to a 2-pole circuit breaker.	
	<b>ECSBPK05</b> For use on load centers or meter combinations that will accept a QNR (MD-TR) frame circuit breaker next to a 2-pole circuit breaker as shown.	
	<b>ECSBPK06*</b> For use on load centers or meter combinations that will accept a QN (MD-T) frame circuit breaker next to a 2-pole circuit breaker as shown.	
	<b>ECSBPK07</b> For use on load centers or meter combinations that will accept two QNR (MD-TR) circuit breakers side by side as shown <b>OR</b> will accept two QN (MD-T) circuit breakers side by side as shown.	
	<b>ECSBPK08</b> For use on 8 space, over/under, OHUG feed meter combinations as shown. Limited application to specific catalog numbers (see previous page).	

\* QN (MD-T) circuit breaker frames are recommended only for use in vertical applications as shown.

## Selection and Application Guide Standby Power Manual Transfer Interlock Kits



# electriccenter ACCESSORIES

Siemens Energy & Automation, Inc.  
3333 Old Milton Parkway  
Alpharetta, GA 30005

1-800-964-4114  
seainfo@sea.siemens.com

[www.usa.siemens.com/reselec](http://www.usa.siemens.com/reselec)

©2005 Siemens Energy & Automation, Inc. All Rights Reserved.  
Siemens is a registered trademark of Siemens AG. Product names mentioned may be trademarks or registered trademarks of their respective companies. Specifications are subject to change without notice.

RPSA-ELEC1-0805 New 5M0805PP Printed in USA

For use with Siemens and  
Murray load centers and  
meter combinations

# Standby Power Manual Transfer Interlock Kits

## Features

- UL listed
- Suitable for use with optional standby systems in accordance with article 702 of the National Electric Code®
- For use only on Siemens and Murray products
- Interlocks two main breakers so that both circuit breakers cannot be "ON" at the same time, preventing dangerous feedback to the utility power lines
- Wide product offering range to cover most Siemens and Murray load centers and meter combinations
- Corrosion resistant finish
- Easy assembly – durable, reliable steel construction requires no modification to load center or meter combination covers
- Remains attached to circuit breakers when cover is removed

Catalog Number	Utility Main Breaker Type	Standby Main Breaker Type	Interlock Number (See next page)
ECSBPK01	QP, QPH, HQPH, MP-T, MP-HT, MP-MT	QP, QPH, HQPH, MP-T, MP-HT, MP-MT	1
ECSBPK02	QP, QPH, HQPH, MP-T, MP-HT, MP-MT	QP, QPH, HQPH, MP-T, MP-HT, MP-MT	2
ECSBPK03	MBXXXXA, MBXXXXM where "XXX" is 150 or higher	QP, QPH, HQPH, MP-T, MP-HT, MP-MT	3
ECSBPK04	MBXXXXA, MBXXXXM where "XXX" is 125 or lower	QP, QPH, HQPH, MP-T, MP-HT, MP-MT	4
ECSBPK05	QNR, QNRH, HQNR, MD-TR, MD-HTR, MD-MTR	QP, QPH, HQPH, MP-T, MP-HT, MP-MT	5
ECSBPK06	QN, QNH, HQN, MD-T, MD-HT, MD-MT	QP, QPH, HQPH, MP-T, MP-HT, MP-MT	6
ECSBPK07	QNR, QNRH, HQNR, MD-TR, MD-HTR, MD-MTR	QNR, QNRH, HQNR, MD-TR, MD-HTR, MD-MTR	7
ECSBPK08	QP, QPH, MPP, MPP-HT	QP, QPH, HQPH, MP-T, MP-HT, MP-MT	8

- ① ECSBPK07 is interchangeable between circuit breaker types shown. For horizontally mounted circuit breakers, typical in most load centers, QNR (MD-TR) circuit breakers are recommended.
- ② ECSBPK08 is limited to use to specific panels. See next page for acceptable applications.

**Figure 2**

**Figure 3**

Panels in which the bussing or wire forms from the meter socket land on main lugs (Figures 2 and 3) are not acceptable for use in standby systems because turning the main breaker to "OFF" does not prevent feedback to the utility power lines.

**Figure 1**

To activate standby power the utility main breaker must be in the "OFF" position so that feedback from the generator cannot travel upstream to the utility power lines. This is accomplished by installing the interlock kit on the utility main breaker and the generator main breaker. The kit prevents both circuit breakers from being "ON" at the same time.

Examples of devices that cannot be used in standby systems	Utility Main Breaker Type	Standby Main Breaker Type	Interlock Number
JA004CW	JC0406L1200RH	MM0406L1125FEC	
JA004CY	JC0406L1200RHJB	MM0406L1125SEC	
JA0606L1200C	JC0406L1200SEC	MM0406L1200FEC	
JA0606L1200RC	JR912CS	MM0406L1200H	
JA1212L1200FED	MC0606L1200RC	MM0406L1200RH	
JA1212L1200SED	MC0606L1200RCA	MM0406L1200RHJB	
JA904CW	MC0606L1200RBC	MM0406L1200SEC	
JA904CY	MC0606M1200R	MM0406M1125F	
JA912CS	MC0606M112RB	MM0406M1125S	
JC0406L1125FEC	MC1212L1200FED	MM0406M11200F	
JC0406L1125SEC	MC1212L1200SED	MM0406M11200S	
JC0406L12001200H	MC1224MC1200F	-	
JC0406L1200FEC	MC1224MC1200S	-	

Standby power interlock kits are not intended for use with AFCI, GFCI, 3-pole or 1/2" frame circuit breakers, and 4 space, 125 amp load centers.

# Acceptable Interlock Kits By Device

Siemens Indoor Load Centers	
E0816ML1125*	1 2
E1020MB1100FCGP	1 2
E1224ML1100*	1 2
G1212L1125*	1 2 4
G1224B1100*	4
G1224L1125*	1 2 4
G1224L1200CU	1 2 3 5 6 7
G1624B1100*	4
G1624L1125*	1 2 4
G1630B1150	3
G2020B1100*	4
G2020L1125*	1 2 4
G2030B1150*	3
G2030L1125CUSG	1 2 4
G2030L1150*	1 2 3 5 6 7
G2408B1200*	3
G2404L1200*	1 2 3 5 6 7
G2424B1100CU	4
G2424B1125	4
G2424L1125	1 2 4
G2430B1150	3
G2430L1125CUSG	1 2 4
G2440B1200	3
G2440L1125CU	1 2 4
G2440L1200*	1 2 3 5 6 7
G3030B1100CU	4
G3030B1150*	3
G3030L1200*	1 2 3 5 6 7
G3040B1200*	3
G3040L1125CU	1 2 4
G3040L1200*	1 2 3 5 6 7
G4040B1200*	3
G4040L1125CU	1 2 4
G4040L1200*	1 2 3 5 6 7
G4242B1225CU	3
G4242L1225CU	1 2 3 5 6 7

Murray Indoor Load Centers	
LC008D*	1 2
LC024FFR	1 2 5 6 7
LC1100FCGP	1 2 5 7
LC1224B1100	4
LC1224L1125	1 2 4
LC1632B1150	3
LC1632L1125	1 2 4
LC1632L1150	1 2 3 5 6 7
LC2040B1100*	4
LC2040B1150	3
LC2040B1200*	3
LC2040L1125*	1 2 4
LC2040L1200*	1 2 3 5 6 7
LC2440B1100	4
LC2440B1150	3
LC2440B1200	3
LC2440L1150	1 2 3 5 6 7
LC2440L1200	1 2 3 5 6 7
LC3040B1100	4
LC3040B1150	3
LC3040B1200*	3
LC3040L1125	1 2 4
LC3040L1200*	1 2 3 5 6 7
LC4040B1200*	3
LC4040L1200*	1 2 3 5 6 7
LG4242L1225CU	1 2 3

Numbers 1 through 8 in these tables represent the last digit in each interlock kit catalog number. Example: 1 = ECSBPK01

Siemens Outdoor Load Centers	
W0404MB1200CT	5 7
W0816B1200CT	3
W0816L1200CT	1 2 3 5 6 7
W0816M1125CU	1 2
W1212L1125CU	1 2 4
W1224B1100CU	4
W1224L1125CU	1 2 4
W1224L1200CU	1 2 3 5 6 7
W1224L1225CU	1 2 3 5 6 7
W1624B1100CU	4
W1624L1125CU	1 2 4
W2020B1100CU	4
W2030L1150CU	1 2 3 5 6 7
W2040B1200CU	3
W2040L1200CU	1 2 3 5 6 7
W3040B1200CU	3
W3040L1125CU	1 2 4
W3040L1200CU	1 2 3 5 6 7
W4040B1200CU	3
W4040L1200CU	1 2 3 5 6 7
W4242B1225CU	3
W4242L1225CU	1 2 3 5 6 7

Murray Outdoor Load Centers	
LW004TR	2 5 6 7
LW008TR	1 2
LW0816L1200TR	1 2 3 5 6 7
LW1224B1100	4
LW1224B1200	3
LW1224L1125	1 2 4
LW1632B1100	4
LW1632L1125	1 2 4
LW2040B1150	3
LW2040B1200	3
LW2040L1125	1 2 4
LW2040L1200	1 2 3 5 6 7
LW3040B1200	3
LW3040L1200	1 2 3 5 6 7
LW4040B1200	3

When used in horizontal positions as typical in most load centers, ECSBPK07 is recommended for use only with QNR and MD-TR type circuit breakers.

Standby power interlock kits are not intended for use with AFCI, GFCI, 3-pole or 1/2" frame circuit breakers and 4 space, 125 amp load centers.

Siemens Meter Combinations	
MC0816B1150RHT	5 7
MC0816B1150TH	5 7
MC0816B1150TH	5 7
MC0816B1200FCTM	2
MC0816B1200RT	5 7
MC0816B1200RTB	5 7
MC0816B1200RTH	5 7
MC0816B1200SCTM	2
MC0816B1200T	5 7
MC0816B1200TH	5 7
MC0816B1350RLTM	5 7
MC0816B1400RLTM	5 7
MC1224B1100FEC	2
MC1224B1100SEC	2
MC1224B11125	1 2
MC1224B1125FEC	2
MC1224B1125SEC	2
MC1632B1100FEC	2
MC1632B1125FEC	2
MC2040B1150	5 7
MC2040B1200	5 7
MC2040B1200R	5 7
MC2442B1200FEC	2
MC2442B1200SEC	2
MC3040B1200SECW	5 7
MC3042B1200FEC	3
MC3042B1200SEC	3
MC3042B1225FEC	3
MC4040B1200SECW	5 7
MC0816B1200RHT	8
MC0816B1150RHT	8
MC0816B1200RCT	8
MC0816B1150RCT	8
MC0816B1200CT	8
MC0816B1150CT	8

Murray Meter Combinations	
JA0816B1150RHT	5 7
JA0816B1150TH	5 7
JA0816B1200RHT	5 7
JA0816B1200TH	5 7
JA0816B1200SCTM	2
JA0816B1200T	5 7
JA0816B1200TH	5 7
JA0816B1400RLTM	5 7
JA110A*	1 2
JA1224B1100FEC	2
JA1224B1100SEC	2
JA1224B1125	1 2 4
JA1224B1125SEC	2
JA1632B1100FEC	2
JA2040B1150	5 7
JA2040B1200	5 7
JA2040B1200FEC	2
JA2040B1200SEC	3
JA2442B1200FEC	2
JA2442B1200SEC	2
JA3040B1200SECW	5 7
JA3042B1200FEC	3
JA3042B1200SEC	3
JA3042B1225FEC	3
JA3042B1225SEC	3
JA4040B1200SECW	5 7
JA0816B1200RCT	8
JA0816B1150RCT	8
JA0816B1200CT	8
JA0816B1150CT	8

\*Ward card used for one or more numbers and for letters. ex: E0816ML1125 could be E0816ML1125FCU.