

The image features a large, white satellite dish in the foreground, with several smaller dishes visible in the background. The dishes are mounted on a complex metal structure. The background shows a blue sky with white clouds and a large, dark building. The Siemens logo is positioned in the top left corner, and the title 'Sitrack Application User Guide' is centered in a dark blue box at the bottom. The website address 'www.usa.siemens.com' is located in a dark blue box above the title.

SIEMENS

www.usa.siemens.com

Sitrack Application User Guide

Table of Contents

Downloading SItrack App	3
Login	4
View active orders	5-9
Track orders	10
Catalog and videos	11

Downloading SItrack App

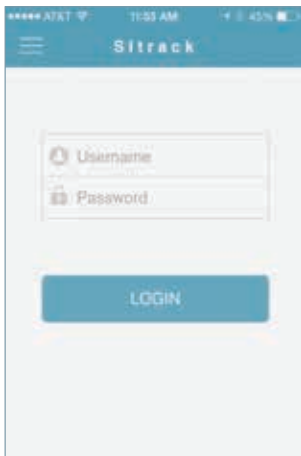
In order to download the SItrack app you must go to Apple's app store on your iPhone and/or iPad and search for "SItrack". Follow the instructions for downloading.



Login

Once Sltrack is downloaded follow the steps below to view the active orders....

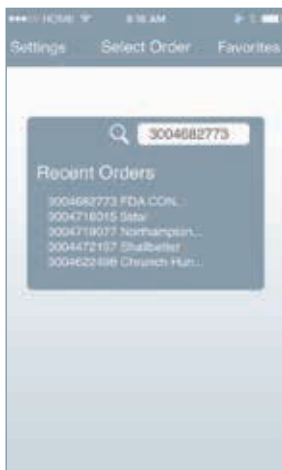
Login: Using your COMPAS credentials you will be allowed to access the Siemens Sltrack application on your iPhone (see screenshot).



The viewer can also choose the top left icon to view the Siemens Speedfax catalog or watch one of our training videos.

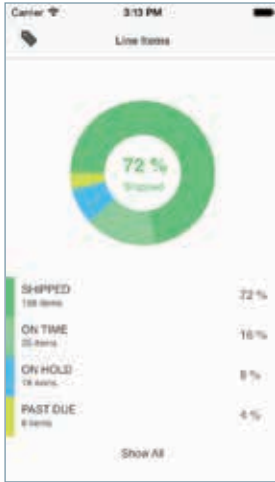
View active orders

Once you enter in your login and password you will be asked to enter in a valid COMPAS SO#:



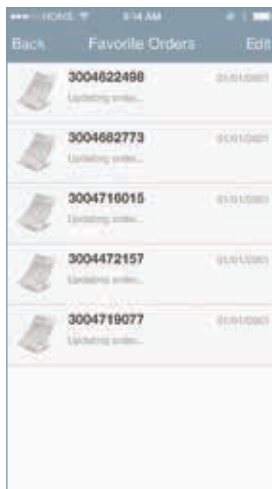
Here you can also see "Recent Orders" as well as view "Settings" and "Favorites".

View active orders



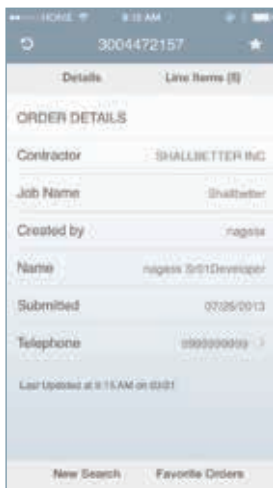
When you select an order it will display this illustration showing you the percentage of line items shipped on the job. Here you can choose to view certain line item or the entire order "Show All".

View active orders



Once you have selected your favorites they will be saved in your cache until deleted this way you do not need to remember those "long" SO#'s.

View active orders



Once you have selected the job you are interested in reviewing simply choose one of the jobs above or type in a new SO# and you will receive the information above.

View active orders

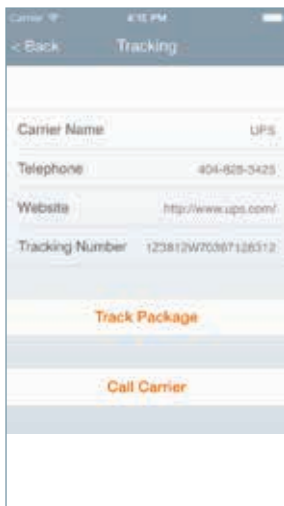
At this point you can side scroll (right to left) to view individual line items or choose the line items icon (top right) and a drop down appears which allows you to "Favorite" certain line items that are most important to you. See below.



On this page you can also filter by "keyword", Designation name or Item ID...making it easy to find what you need.

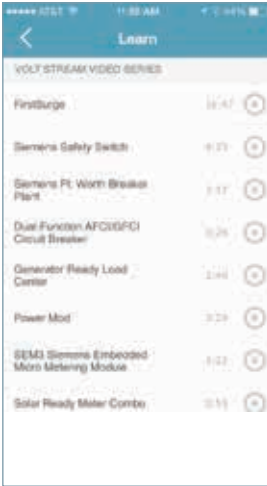
Track orders

Once you choose a particular line item that states "Shipped" you can track that shipment by choosing the tracking number on the screen. This will take you to the screen below. You can either choose "Track Package" to take you the webpage or "Call Carrier" which takes dials the carrier's number.



Catalog and videos

If you are not a user of COMPAS this app is still useful to you. You have the ability to view the most up-to-date Siemens Speedfax catalog as well as view many of our VoltStream and Brainshark learning videos.



The information provided in this pocket guide contains merely general descriptions or characteristics of performance which in case of actual use do not always apply as described or which may change as a result of further development of the products. An obligation to provide the respective characteristics shall only exist if expressly agreed in the terms of contract.

All product designations may be trademarks or product names of Siemens AG or supplier companies whose use by third parties for their own purposes could violate the rights of the owners.

Siemens Industry, Inc.
5400 Triangle Parkway
Norcross, GA 30092
1-800-241-4453
info.us@siemens.com

All rights reserved
Subject to change without prior notice
RPFL-SITRK-0415
Printed in USA
© 2015 Siemens Industry, Inc.

www.usa.siemens.com